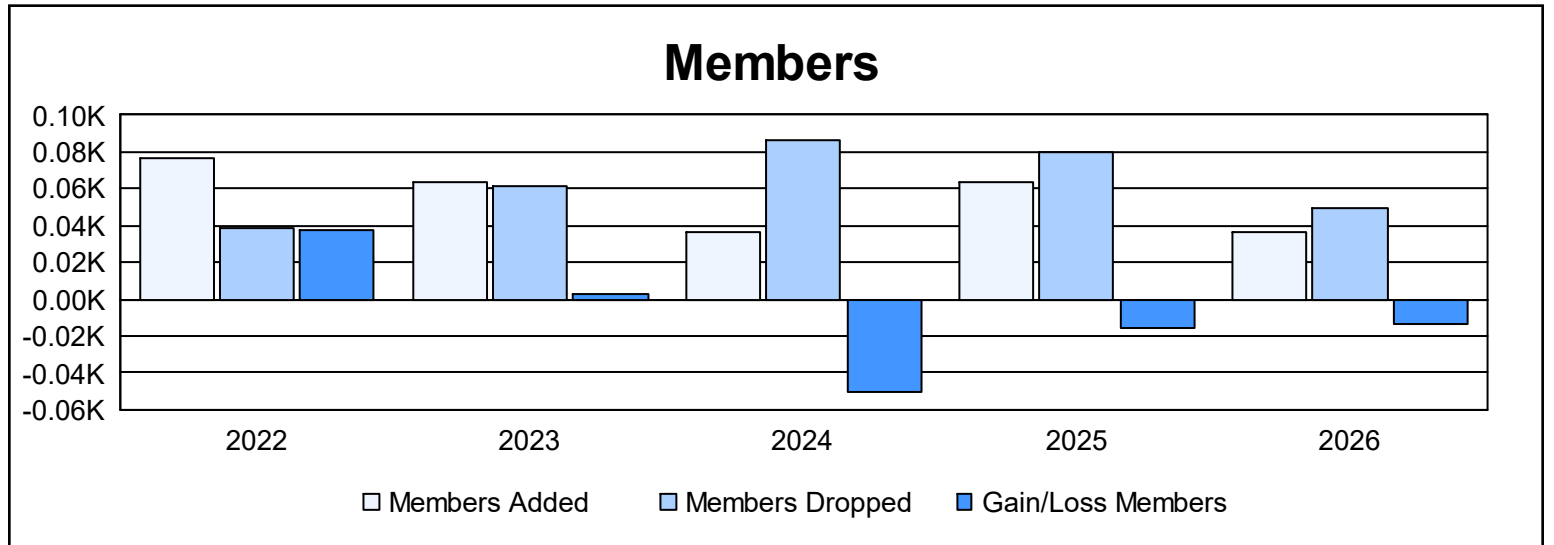
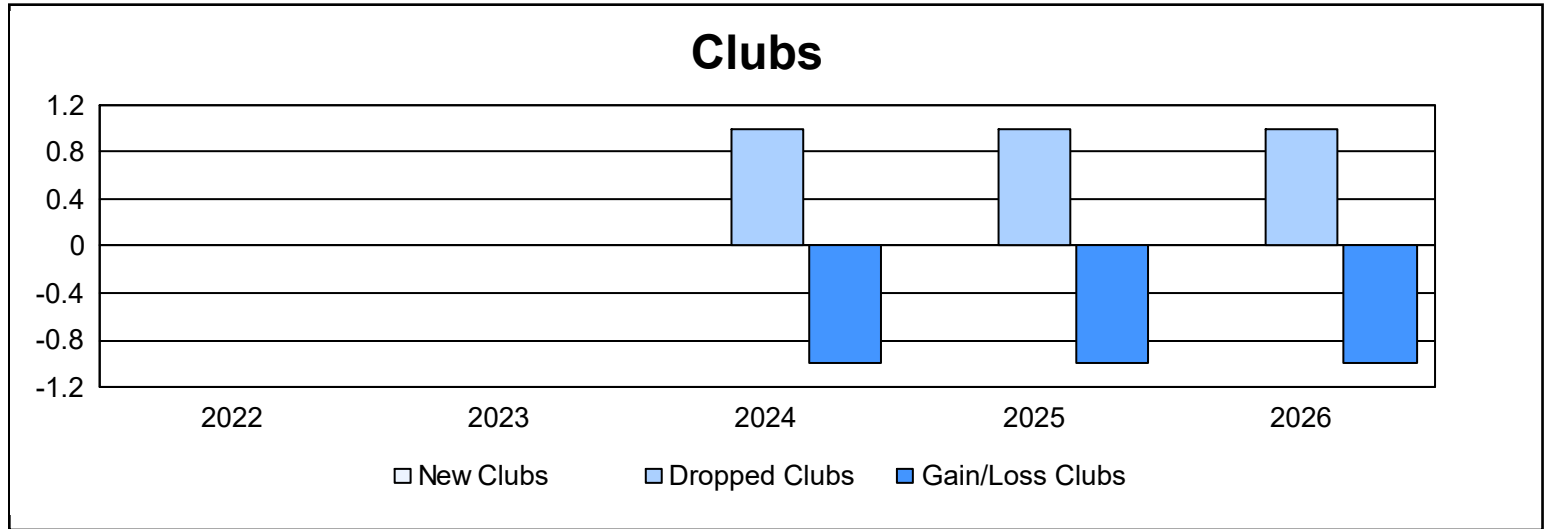
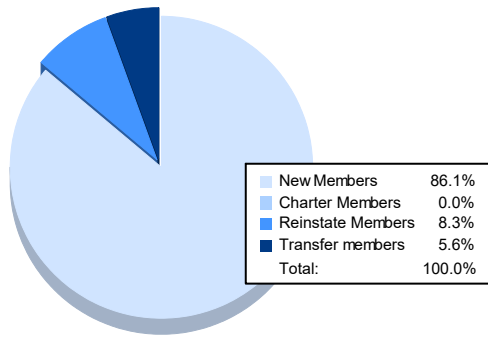


Year	New Clubs	Dropped Clubs	Gain/ Loss Clubs	New Members	Charter Members	Reinstate Members	Transfer Members	Total Member Added	Total Members Dropped	Gain/ Loss Members
2021-2022	0	0	0	58	0	18	1	77	39	38
2022-2023	0	0	0	61	0	1	2	64	61	3
2023-2024	0	1	-1	32	0	3	1	36	86	-50
2024-2025	0	1	-1	37	0	20	7	64	80	-16
2025-2026	0	1	-1	31	0	3	2	36	50	-14
<b>Average</b>	<b>0</b>	<b>1</b>	<b>-1</b>	<b>44</b>	<b>0</b>	<b>9</b>	<b>3</b>	<b>55</b>	<b>63</b>	<b>-8</b>



### Membership Composition April 2026 Cumulative



### Gender Composition April 2026 Cumulative

